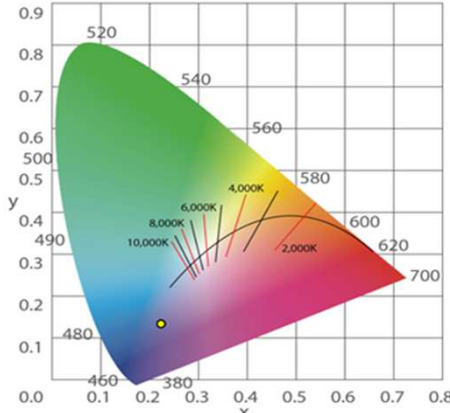
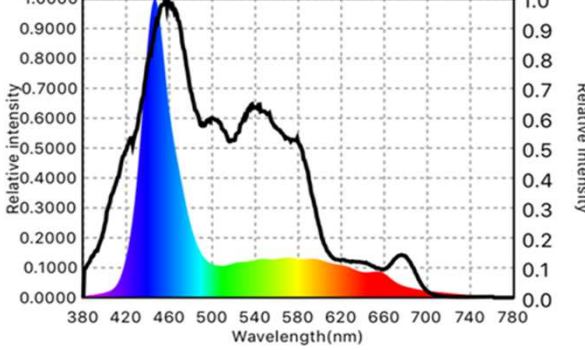
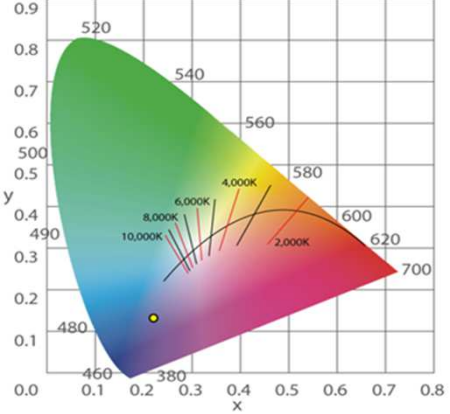
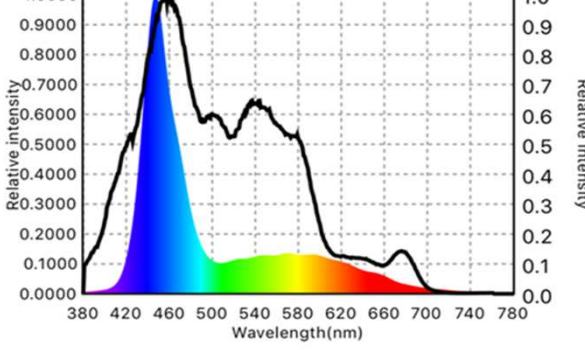
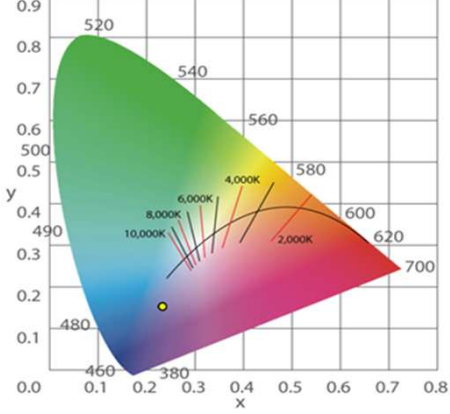
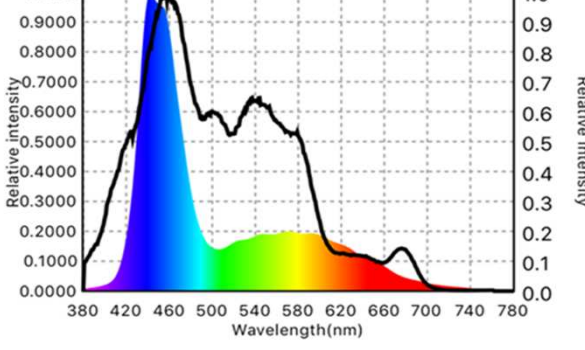
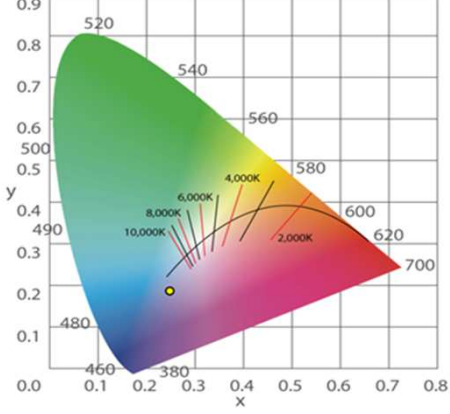
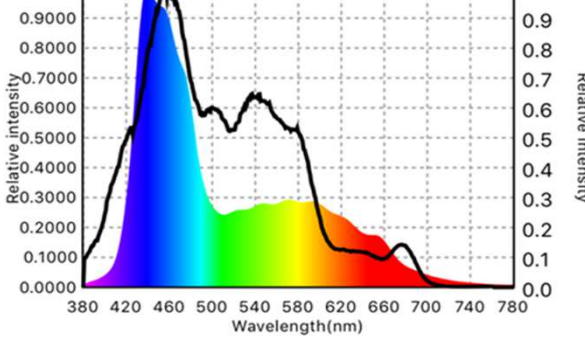
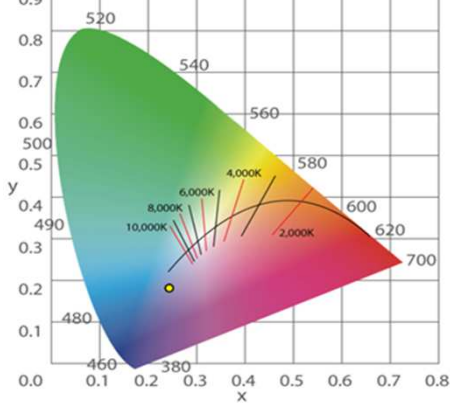
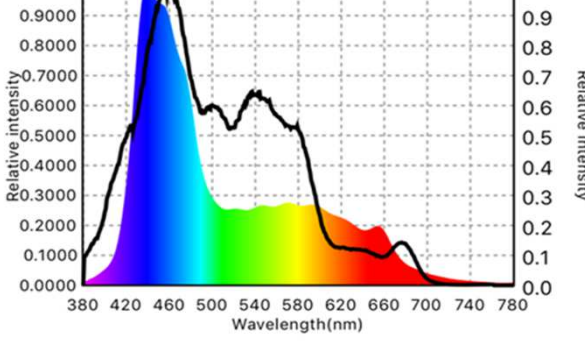
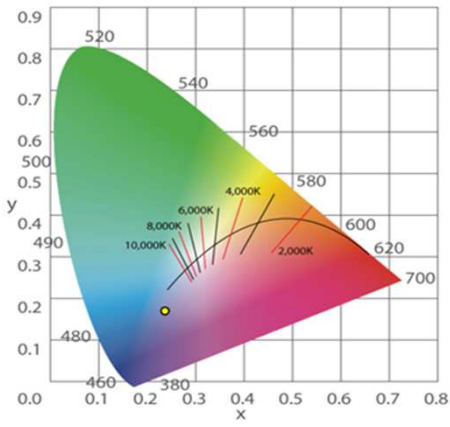
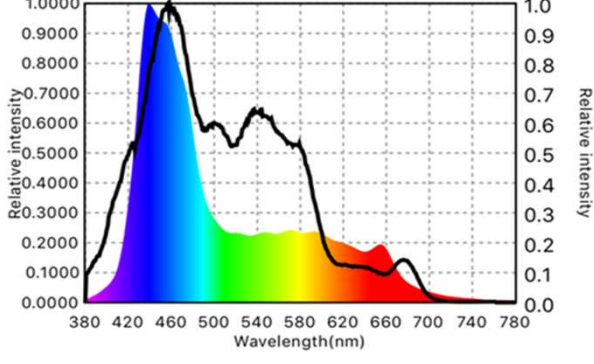
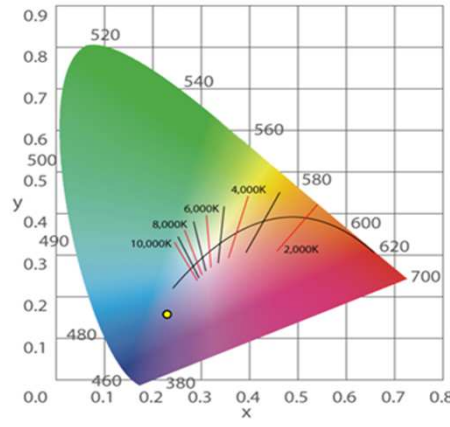
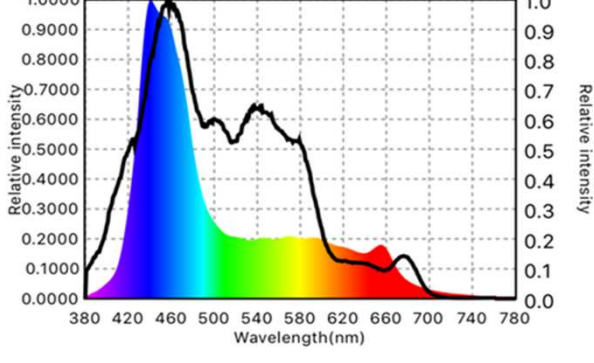
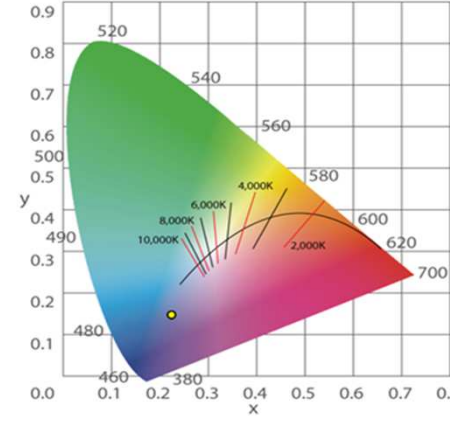
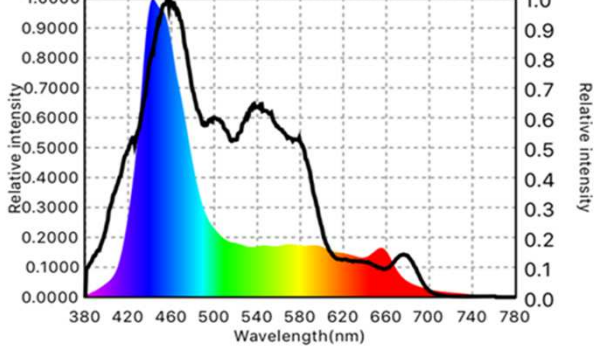
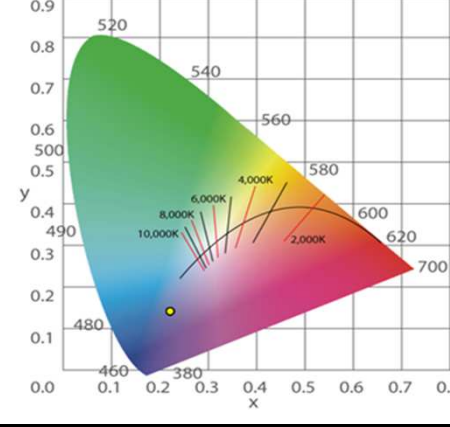
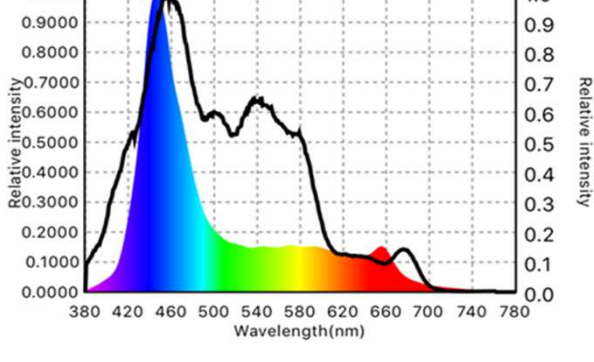
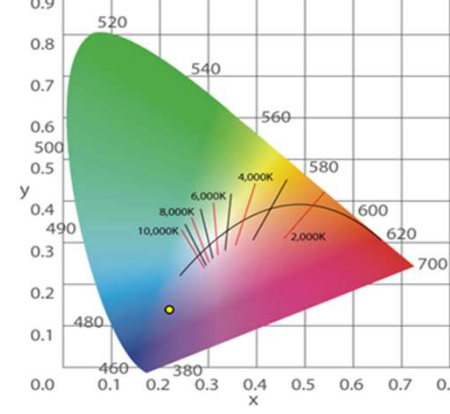


Abstandsmessung mit Maxspect Recurve (30° Seiten)

Alle Kanäle auf 100% ; Gemessen mit LEDclusive

Abstand	PAR-Wert	CIE-Normfarbtafel von 1931	Original Spektrum
[cm]	[$\mu\text{mol}/\text{m}^2\text{s}$]		
3	138.3	<p style="text-align: center;">CIE1931</p> <p style="text-align: center;">x:0.2251, y:0.1542 CCT: 0 K</p> 	<p style="text-align: center;">Original Spektrum</p> <p style="text-align: center;">Ref.: Average Spectrum SPS 3m by R. Schoepke</p> 
6	404.8	<p style="text-align: center;">CIE1931</p> <p style="text-align: center;">x:0.2222, y:0.1525 CCT: 0 K</p> 	<p style="text-align: center;">Original Spektrum</p> <p style="text-align: center;">Ref.: Average Spectrum SPS 3m by R. Schoepke</p> 
9	609.7	<p style="text-align: center;">CIE1931</p> <p style="text-align: center;">x:0.2348, y:0.1735 CCT: 0 K</p> 	<p style="text-align: center;">Original Spektrum</p> <p style="text-align: center;">Ref.: Average Spectrum SPS 3m by R. Schoepke</p> 
12	846.0	<p style="text-align: center;">CIE1931</p> <p style="text-align: center;">x:0.2498, y:0.2071 CCT: 0 K</p> 	<p style="text-align: center;">Original Spektrum</p> <p style="text-align: center;">Ref.: Average Spectrum SPS 3m by R. Schoepke</p> 
15	847.8	<p style="text-align: center;">CIE1931</p> <p style="text-align: center;">x:0.2454, y:0.2019 CCT: 0 K</p> 	<p style="text-align: center;">Original Spektrum</p> <p style="text-align: center;">Ref.: Average Spectrum SPS 3m by R. Schoepke</p> 

Abstand [cm]	PAR-Wert [$\mu\text{mol}/\text{m}^2\text{s}$]	CIE-Normfarbtafel von 1931	Original Spektrum
18	799.7	<p>CIE1931</p> <p>x:0.2385, y:0.1905 CCT: 0 K</p> 	<p>Original Spektrum</p> <p>Ref.: Average Spectrum SPS 3m by R. Schoepke</p> 
21	735.7	<p>CIE1931</p> <p>x:0.2313, y:0.1784 CCT: 0 K</p> 	<p>Original Spektrum</p> <p>Ref.: Average Spectrum SPS 3m by R. Schoepke</p> 
24	656.9	<p>CIE1931</p> <p>x:0.2259, y:0.1682 CCT: 0 K</p> 	<p>Original Spektrum</p> <p>Ref.: Average Spectrum SPS 3m by R. Schoepke</p> 
27	586.1	<p>CIE1931</p> <p>x:0.2230, y:0.1622 CCT: 0 K</p> 	<p>Original Spektrum</p> <p>Ref.: Average Spectrum SPS 3m by R. Schoepke</p> 
30	522.8	<p>CIE1931</p> <p>x:0.2215, y:0.1595 CCT: 0 K</p> 	<p>Original Spektrum</p> <p>Ref.: Average Spectrum SPS 3m by R. Schoepke</p> 